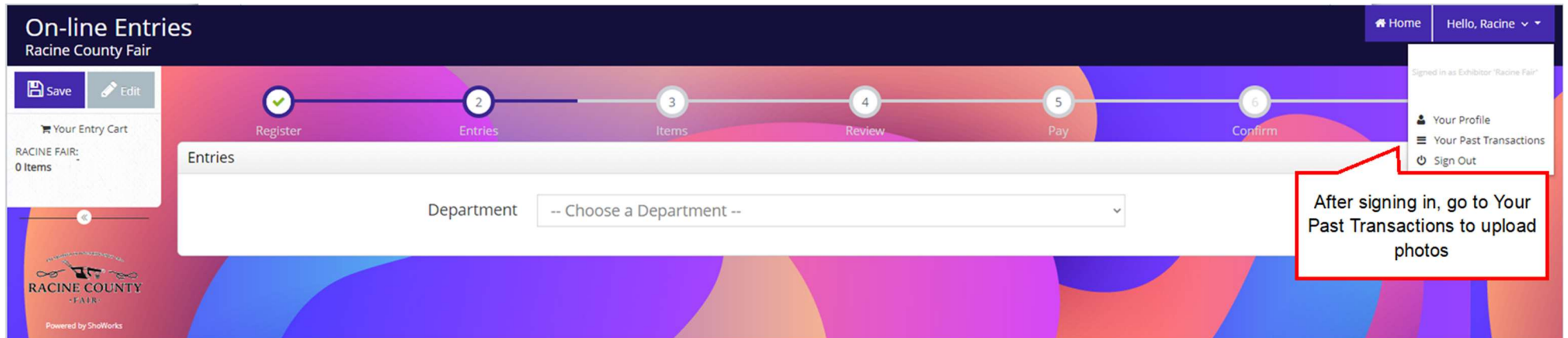
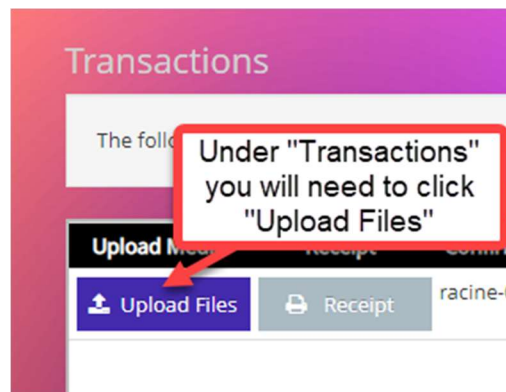


2025 Racine County Fair Picture Upload Instructions

1. Head to the online entry site at <https://racine.fairwire.com/> and enter the User Name and Password you used to enter this year's fair.
2. After signing in, go to the upper right hand corner where it shows your user name and go to "Your Past Transactions"



3. There will be an "upload files" box and "receipt" box on the left hand side of each transaction. Click the "upload" box to begin uploading photos.



4. You only need to upload photos for the animals you will be selling in the auction except for the 2nd Market Hog. Find the animal you are selling and click “Choose File” to start uploading a photo but make sure you are on the right animal. This example is the 2nd Market Steer.

1 of 4

Press For Instructions

WEN: 9B1167 Division: BE JR 01.Market Steers Class: 15 2nd Market Anin

Entry Description

PHOTO Choose File No file chosen Upload

Click on the "Choose File" Button to choose the picture to upload

Next

Press Next once all uploads are 100% complete

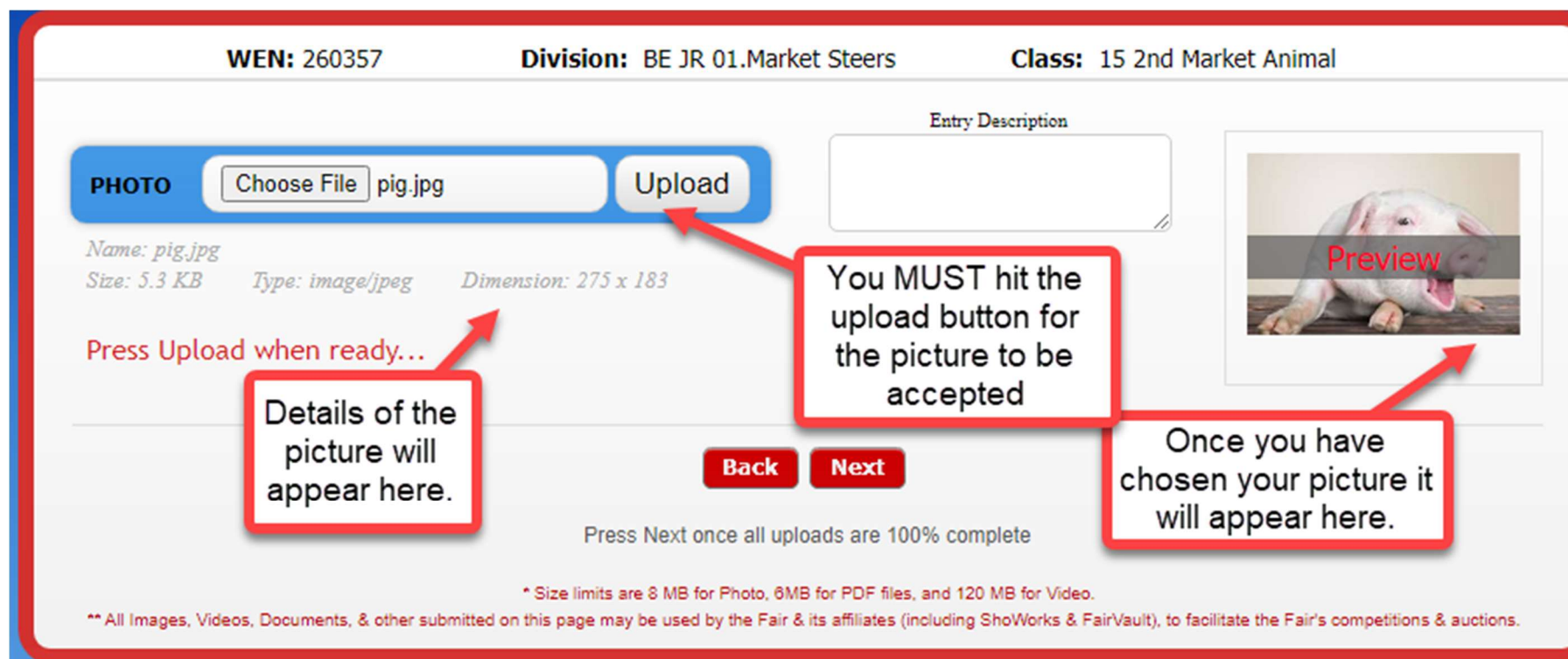
* Size limits are 8 MB for Photo, 6MB for PDF files, and 120 MB for Video.

** All Images, Videos, Documents, & other submitted on this page may be used by the Fair & its affiliates (including ShoWorks & FairVault), to facilitate the Fai

5. If you are unsure, you can click the “Press for Instructions” button on the top of the page.



6. Once you have chosen the photo details, a preview of the photo will appear on the screen BUT you are NOT done yet. You MUST hit the upload button next to the “Choose File” location for the picture to be uploaded. The “Press Upload when ready” will also flash to remind you.
7. Please upload only one (1) photo for each animal.
8. Once finished with that entry you can press next to go to your next entry.



The screenshot shows a web form for an online entry. At the top, it displays 'WEN: 260357', 'Division: BE JR 01.Market Steers', and 'Class: 15 2nd Market Animal'. Below this is a section for uploading a photo. It includes a 'PHOTO' label, a 'Choose File' button, a text input field containing 'pig.jpg', and an 'Upload' button. To the right of the 'Upload' button is an 'Entry Description' text area. Below the file selection, it shows file details: 'Name: pig.jpg', 'Size: 5.3 KB', 'Type: image/jpeg', and 'Dimension: 275 x 183'. A red callout box points to the 'Upload' button with the text 'You MUST hit the upload button for the picture to be accepted'. Another red callout box points to the file details with the text 'Details of the picture will appear here.' A third red callout box points to a preview image of a pig with the text 'Once you have chosen your picture it will appear here.' The preview image is labeled 'Preview' in red. Below the file details, there is a red text prompt 'Press Upload when ready...'. At the bottom of the form, there are 'Back' and 'Next' buttons, and a note 'Press Next once all uploads are 100% complete'. A footer note states: '* Size limits are 8 MB for Photo, 6MB for PDF files, and 120 MB for Video. ** All Images, Videos, Documents, & other submitted on this page may be used by the Fair & its affiliates (including ShoWorks & FairVault), to facilitate the Fair's competitions & auctions.'

9. Once finished you can exit the online entry site.