

PORK QUALITY CARCASS CLASS IDENTIFICATION PAPER – 20__

DUE DATE to the Racine County Fair Office: 1st MONDAY IN MAY


YOUR NAME _____ CLUB _____ PHONE NO _____

ADDRESS _____ CITY _____ ZIP _____ Yr. in Project _____

For the Quality Pork Carcass Class, the exhibitor is responsible for the identification of TWO hogs for the Racine County Fair. This information must be completed and into the RACINE COUNTY FAIR OFFICE 19805 Durand Ave. P.O. Box 104 Union Grove, WI 53182 **No Later** than the 1st Monday in May. Postmarks not accepted!

RULES:


1. QPCC will be open to any Junior Fair exhibitor that is entered in the Swine Project.
2. All Quality Pork Contest entries must be pre-registered.
3. You may ear notch and pre-register TWO hogs for the QPCC. Only ONE barrow or gilt will be eligible to be shown and must be an additional animal other than the entries made by the exhibitor for the live barrow show on Thursday.
4. An entry fee of \$5.00 must be paid at the time of registration. The entry fee will be used as premium money and to defray the cost of the contest.
5. The QPCC can accept up to 25 entries only. Final entries must be received at the Fair Office by the 1st Monday in May.
6. Barrows or gilts will be judged the Monday preceding the week before the fair. Date, Time and place will be announced at the pre-registration meeting.
7. All barrows or gilts must meet **NPPC Certification** standards.
8. Barrows or gilts will be evaluated and ranked by carcass merit by a carcass judge.
9. The Champion and Reserve Champion Carcass will be returned to the Fairgrounds and will be sold as a **BONUS** animal on a live weight per pound basis, at the Quality Meat Animal Sale on Saturday.
10. Transportation to the slaughter plant will be provided
11. It is **MANDATORY** that the exhibitor view their carcass and talk to the grader (time to be announced)
12. Entrants are responsible for slaughter costs and finding a buyer for their carcass. You must have name and phone number of the buyer at the time your hog is weighed and tagged.
13. The champion and reserve champion carcasses will be selected by a judge from carcasses that weigh between 175 to 200 lbs. with the head on; heart and liver included in the weight of the carcass. This is to reward carcasses that fall in the ideal 230-260 live weight range.
14. Any disputes will be settled by the judge and/or the Quality Pork Carcass Committee.



Date farrowed _____

Barrow or Gilt _____

Breed _____



Date farrowed _____

Barrow or Gilt _____

Breed _____

Right ear notches

1		R
2		R
3		R
4		R
5		R
6		R
7		R
8		R
9		R
10		R
11		R
12		R
13		R
14		R
15		R
16		R
17		R
18		R
19		R

QUALITY PORK CARCASS CLASS

Ear Notching Pigs

Ear Notching System to Identify Letters and Pigs in a Litter:

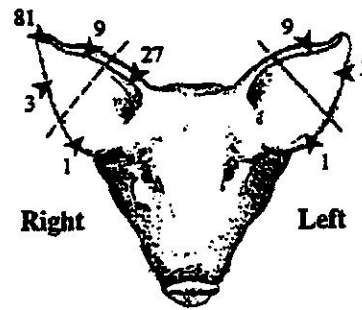
LITTER MARK: Right ear is used for litter mark and all pigs in same litter must have the same ear notches in this ear. Right ear is on pigs own right.

INDIVIDUAL PIG MARKS: Left ear is used for notches to show individual pig number in the litter. Each pig will have different notches in this ear.

Notches are shown on the page for 149 letters. You can mark up to 161 litters with this system. Litter number and notches for that number are shown in each square.

HINTS: Take a full notch in baby pig's ear so notch will not grow shut. Notching pigs ears as soon as possible after farrowing will prevent errors.

EXAMPLE



Individual Pig Notches (Left Ear)

1 L		6 L		11 L	
2 L		7 L		12 L	
3 L		8 L		13 L	
4 L		9 L		14 L	
5 L		10 L		15 L	