

2020 OPEN CLASS ENTRY INSTRUCTIONS

If at any time you need assistance please feel free to e-mail us at fairclerk@racinecountyfair.com

- Go to our website: www.racinecountyfair.com, fairbook/entries tab, online entries. Alternatively you can navigate to this site: <https://racino.fairmanager.com> which is the online entry website.
- You will need to enter your First Name and Last Name and select the “I am a new exhibitor or have yet to register this year” option.
 - o Families may enter together using the “quick group” option in the Tip line.

On-line Entries
Racine County Fair

Home Sign In

1 Register 2 Entries 3 Items 4 Review 5 Pay 6 Confirm 7 Finish

Registration

Tip:
Are you a family or group with multiple exhibitors? Sign in as a Quick Group to submit entries for multiple family members or a group of exhibitors and check out all in the same cart.

NO I am not a Team or Company

First Name

Last Name

or sign in using ShoWorks Passport
It's free and lets you securely keep your information and entries year-to-year and reuse across different fairs and shows. Get instant notifications when it's time to show or entries have been judged and see your awards. Sign up now and begin keeping track of your own entries.
Tell me more about ShoWorks Passport...

I am a new exhibitor or have yet to register this year I have previously registered this year

Continue →

If you do not wish to use ShoWorks Passport register your information here.

NEW this year! For quicker communication regarding exhibiting at the fair please consider using ShoWorks Passport

- On the next screen you will be required to enter a password along with all of your other information including date of birth and premise ID if you are showing livestock.

Registration Information:
Complete the following registration and click the Continue button at the bottom.

First Name Test

Last Name Entry

Password *

Re-type Password *

Address *

Address2

City *

State/Prov *

Postal Code *

Phone Number *

e-mail *

Re-type e-mail *

Date of Birth *

Premise ID (Animals)

[Continue](#)

- Once registered you will be able to start choosing your entries.
 - o Choose Department
 - o Choose Division
 - o Choose which class you want to enter
 - o Choose "Open Class" for the club.

Register ✓ Entries ✓ 3 Items 4 Review 5 Pay 6 Confirm 7 Finish

Entries

* required

Department

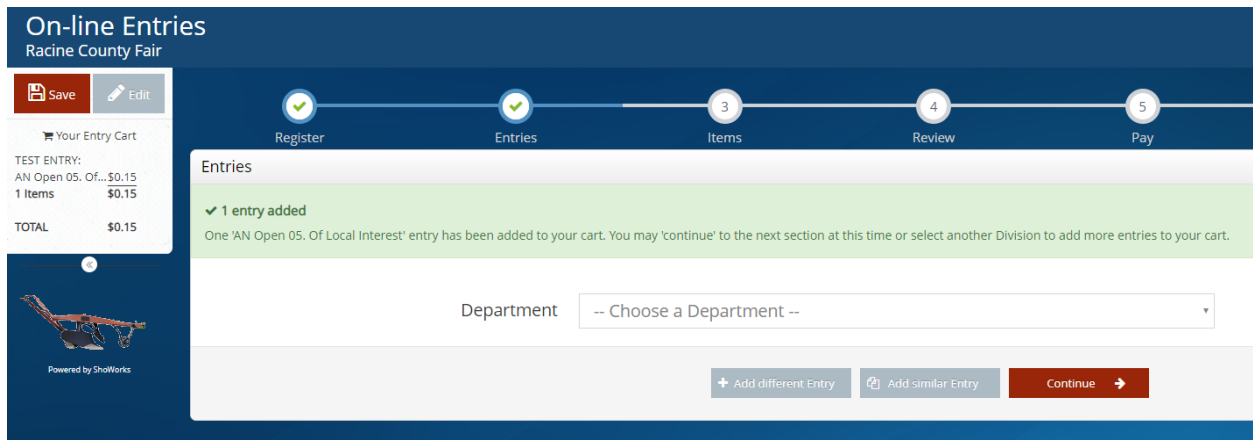
Division

Class *

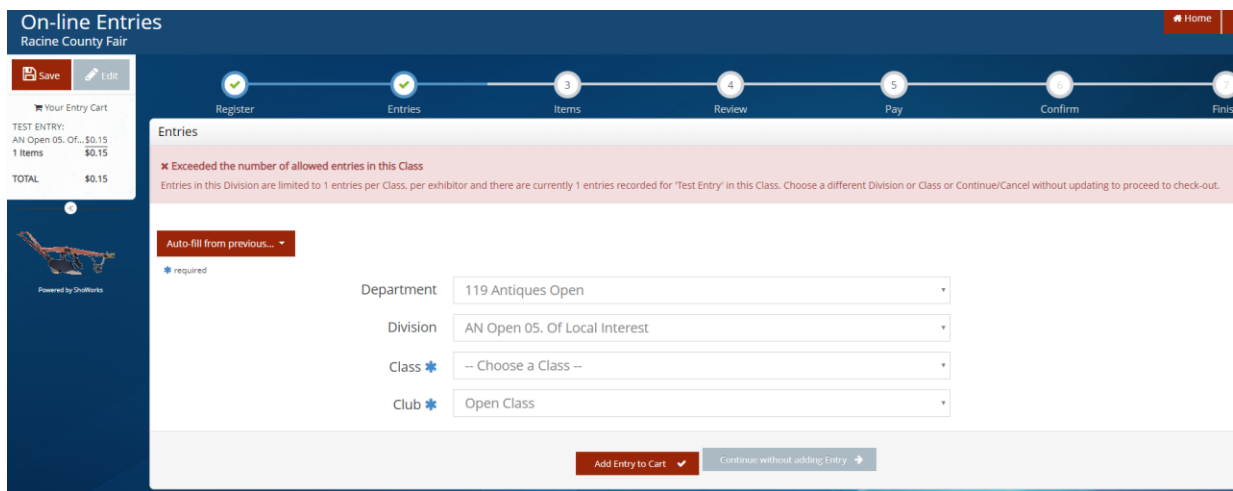
Club *

[Add Entry to Cart](#)

- Then you can add the entry to your cart which will show up on the left hand side of the screen.



- NOTE: You will only be allowed 1 entry per class. If you try and enter more than 1 time in any class you will receive an error message.



- Once finished with all entries go to the Items section to choose additional items. You MUST choose either the Open Class Entry Fee or the Senior Open Class Entry Fee. This is also where you can choose animal stalls or additional season passes.

Register Entries **3** 4 5

Additional Items

Choose Quantities
Select the quantities for any items you wish to add by clicking the + and - buttons, then click 'Continue'.

Fee Items	Amount	Qty	Total
Beef Stalls	\$1.00	0 + -	\$0.00
Dairy Stalls	\$1.00	0 + -	\$0.00
Goat Pens	\$1.00	0 + -	\$0.00
Open Class Entry Fee <small>5 day pass included</small>	\$30.00	0 + -	\$0.00
Rabbit Coops	\$1.00	0 + -	\$0.00
Senior Open Class Entry Fee <small>5 day pass included</small>	\$25.00	0 + -	\$0.00
Sheep Pens	\$1.00	0 + -	\$0.00

You MUST choose either the Open Class or Senior Open Class Entry Fee

- After hitting continue, you will be able to review and edit your cart. If you wish to remove an item just click the red X on the right hand side of the list. This is where you can also save the cart for later. If you are satisfied with your entries click "Check Out".

Register Entries Items **4** 5

Review of Cart

Continue to Check-out
The following is a list of items in your cart. To remove an item, click the ✖ button next to the item that you want to remove. To edit an item, click the ✏ button.

⚠ You are not finished yet! You will still need to confirm in the upcoming steps.

Item	Description	Amount	Edit	Remove
Test Entry's items:				
AN Open 05. Of Local Interest	Class: 07 - Racine County Fair Item Club: Open Class	\$0.15	✏	✖
Open Class Entry Fee	\$30.00 x 1	\$30.00	✏	✖
Total for Test Entry with 1 entries		\$30.15		
2 TOTAL ITEMS IN CART:		\$30.15		
BALANCE DUE:		\$30.15		

+ Add more Entries for Test Entry ↻ Empty Cart 📄 Save this cart for later **Check-out →**

- You will then enter the Payment screen. Enter your credit card information of a Visa or Mastercard ONLY


Payment

Provide Payment Information
Your balance is \$30.15. Please complete the following for your purchase. You will confirm on the next page.

Amount Due \$30.15

Payment Method

Account Number

CW 

Expiration Date

Use my previous address

Name on Card

Billing Address

Billing City

Billing State/Prov

Billing Postal Code

Billing Country

[Continue](#)

- Once you enter your credit card information you will be taken to the Confirmation screen. **YOU WILL NOT BE ENTERED** until you type YES in the signature box and hit submit.

Confirm

Do you agree to the following?
Below are items which are about to be entered.

⚠ You have one more step remaining. Your items will NOT be added until you type "YES" in the box below and click "Submit".

Item	Description	Amount
Test Entry's items:		
AN Open 05. Of Local Interest	Class: 07 - Racine County Fair Item Club: Open Class	\$0.15
Open Class Entry Fee	\$30.00 x 1	\$30.00
Total for Test Entry with 1 entries and 1 additional items		\$30.15
2 TOTAL ITEMS IN CART:		\$30.15
BALANCE DUE:		\$30.15

Signature

On-line submission of data requires that you agree and will abide with the terms as defined in the published rules and regulations in the Fair Premium Book. For a copy of these rules and regulations, please go online to www.racinecountyfair.com and download our Fair Book.

I agree to the above statement. (type "YES" if you agree)

[Submit](#)

- After submission you are now entered for the 2019 Racine County Fair! You can print your receipt here. You will also receive an e-mail receipt with your entries. We will see you July 29-Aug2!